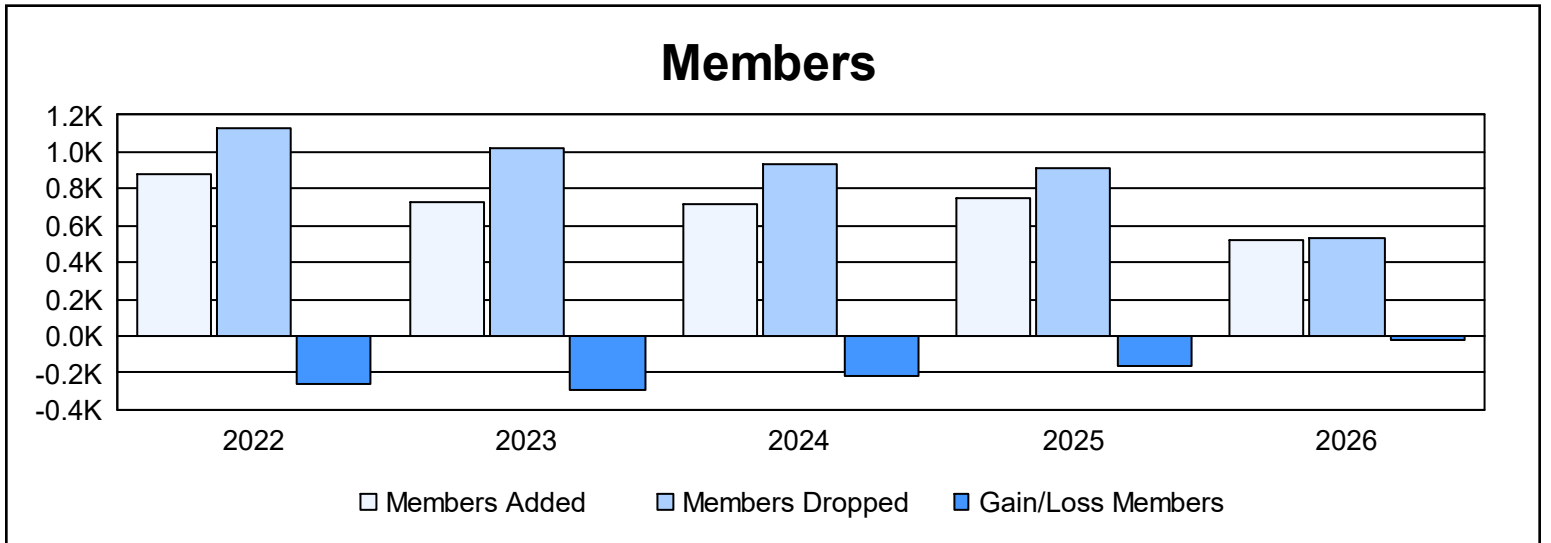
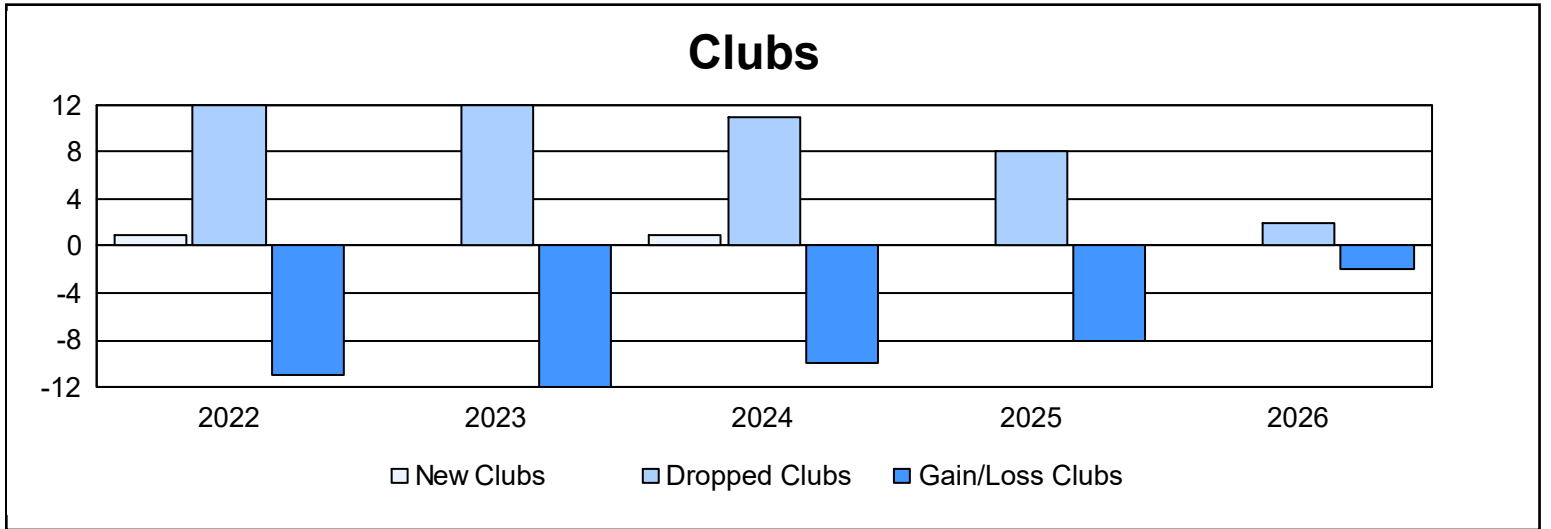


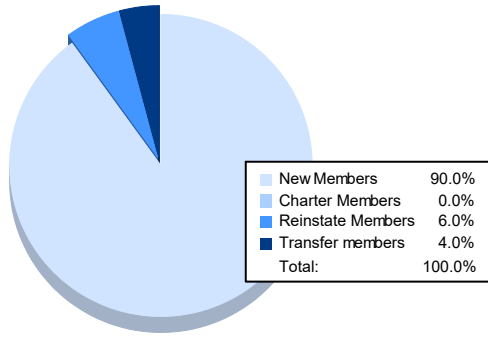
Multiple District 25

As of March 2026 Cumulative

Year	New Clubs	Dropped Clubs	Gain/ Loss Clubs	New Members	Charter Members	Reinstate Members	Transfer Members	Total Member Added	Total Members Dropped	Gain/ Loss Members
2021-2022	1	12	-11	698	32	116	30	876	1,134	-258
2022-2023	0	12	-12	572	2	97	55	726	1,019	-293
2023-2024	1	11	-10	612	21	49	36	718	938	-220
2024-2025	0	8	-8	653	0	57	39	749	917	-168
2025-2026	0	2	-2	467	0	31	21	519	537	-18
Average	0	9	-9	600	11	70	36	718	909	-191



Membership Composition March 2026 Cumulative



Gender Composition March 2026 Cumulative

